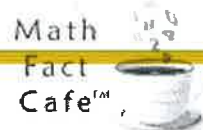


Find Total Value































Score: _____

Date: _____

Name: _____

© Copyright 2000-2011 Math Fact Cafe, LLC
All rights reserved.

Count the value of all coins. Write the value of each coin and the total amount.

1)    Total _____ ¢ _____ ¢ _____ ¢ _____	2)   Total _____ ¢ _____ ¢ _____
3)    Total _____ ¢ _____ ¢ _____ ¢ _____	4)   Total _____ ¢ _____ ¢ _____
5)    Total _____ ¢ _____ ¢ _____ ¢ _____	6)   Total _____ ¢ _____ ¢ _____
7)    Total _____ ¢ _____ ¢ _____ ¢ _____	8)   Total _____ ¢ _____ ¢ _____
9)    Total _____ ¢ _____ ¢ _____ ¢ _____	10)   Total _____ ¢ _____ ¢ _____
11)    Total _____ ¢ _____ ¢ _____ ¢ _____	12)   Total _____ ¢ _____ ¢ _____

Pennies and Nickels

Name: _____ Score: _____ Date: _____

one penny
one cent
1¢



one nickel
five cents
5¢



Write the number of cents.

1.



2.



3.



4.



5.



6.



7.



8.



9.



10.



Money Worksheet

How much is shown?

1. How much is shown?



Answer:

2. How much is shown?



Answer:

3. How much is shown?



Answer:

4. How much is shown?



Answer:

5. How much is shown?



Answer:

6. How much is shown?



Answer:

Money Worksheet

How much is shown?

1. How much is shown?



Answer:

2. How much is shown?



Answer:

3. How much is shown?



Answer:

4. How much is shown?



Answer:

5. How much is shown?



Answer:

6. How much is shown?



Answer:

Name : _____

Score : _____

Teacher : _____

Date : _____

Count the Number of Tally Marks

1) 


2) 

3) 

4) 

5) 

6) 

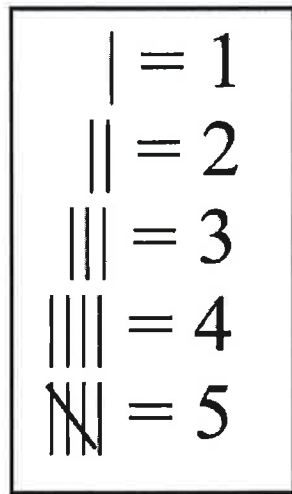
7) 

8) 

9) 

10) 

Name _____ Date _____



Tally marks are used to count or keep score.

Look at the chart. Each | mark equals 1. After there are four | marks, a \ mark crosses through them, which equals five.


After you have made a \ mark through four | marks, you start again with a | mark. When you are done counting everything, you count the \ tally marks by fives.

Write the tally marks for the number of apples below.










Name _____ Date _____

Write the tally marks for each problem.

1.  _____

2.  _____







3.  _____

Complete the chart below

Number of Votes	Tally Mark
10	
14	
16	
22	

Name _____ Date _____

Lucy was taking a survey. She wanted to find out what types of pets her classmates had. Here are the results of her survey.

type of pet	number of students who own this pet
cat	
dog	
turtle	
hamster	
rabbit	
gerbil	

- How many students had cats?
a. 10 b. 17 c. 2 d. 4
- How many students had turtles?
a. 7 b. 2 c. 10 d. 12
- What two pets had the same number of tally marks?
a. cat and dog
b. rabbit and gerbil
c. hamster and gerbil
d. dog and turtle